

Y.M.PUBLIC SCHOOL, BENGALURU
SUMMATIVE ASSESSMENT-01
SUB: COMPUTER

CLASS – VII STD

I. Choose the correct answer:-

1. This command is used to jump to a particular section in the program _____
a. Move b. RUN c. GOTO
2. _____ is used to draw a filled rectangle with X1,Y1 and X2,Y2 diagonal opposite corners of the rectangle
a. DF b. CF c. BF
3. Which of these arranges the entire data in a list in a particular order?
a. Sorting b. formatting c. filtering
4. Which of these chart type is not circular in shape _____
a. Pie b. column c. doughnut
5. The pre-defined formulas are known as _____
a. Functions b. properties c. cell references
6. Microsoft word is a _____
a. Application software b. system software c. plug in software
7. Binary number system uses only _____
a. 10 digits b. 3 digits c. 2 digits
8. The pre-defined formulas are known as _____
a. Properties b. cell references c. functions
9. Which of three chart type is not circular in shape?
a. Column b. pie c. doughnut
10. Value 9 is used to define the color code of _____
a. Bright white b. bright blue c. black
11. This loop is functionally equivalent to do while...loop
a. For...next b. do...loop c. while wend
12. In excel, every cell has a unique _____
a. Property b. function c. cell reference
13. As soon as you insert a chart, how many tabs appear on the ribbon?
a. Two b. three c. four

14. The counter variable increases or decreases by the species_____
 - a. Step value b. END value c. START value
15. Value 9 is used to draw a filled rectangle with Y1, and X2,Y2 as diagonally opposite corners of the rectangle
 - a. DF b. CF c. BF
16. As soon as you insert a chart, how many new tabs, appear on the ribbon_____
 - a. Two b. three c four
17. Which option in the sort and filter group of the data tab removes all filters from the list
 - a. Remove b. filter c. delete filter

II. Fill in the blanks:-

1. _____ Statements are used in programs to repeat a block of statement repeatedly.
2. Screen mode 0 stands for _____ mode.
3. _____ Chart type is used to plot the scientific data or share market statistics.
4. _____ make the comparison of data easy at different points.
5. A _____ is an example of a system running with artificial intelligence
6. _____ is an example of a system running with artificial intelligence.
7. The customized software is also known as _____
8. A _____ is nothing but an intersection of the row and column where the cell is located.
9. A formula in excel has to be started with _____ sign.
10. _____ chart type is used to plot the scientific data or share market.
11. Screen mode O stands for _____ mode.
12. _____ statements are used in programs to repeat a block of statements repeatedly.
13. _____ make the comparison of data easy at different points.

14. Screen _____ -gives graphics mode with 640 x 350 pixels
15. The _____ ladder is useful to check multiple conditions.
16. The _____ option automatically lists down the filtering options.
17. _____ chart type is used to plot the scientific data or share market statistics.
18. Quotient is a type of _____ function.

III. Match the following:-

- | | |
|-------------------------|---------------------------|
| 1. Filter | pictorial form |
| 2. Advanced filter | text mode |
| 3. Sort | separate |
| 4. Screen O | more criteria |
| 5. Excel | arrange |
| 6. Filter | present under the formula |
| 7. Sound | screen O |
| 8. Sort | separate |
| 9. Auto sum | spread sheet |
| 10. Default screen mode | beep |

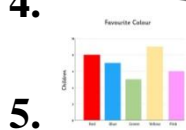
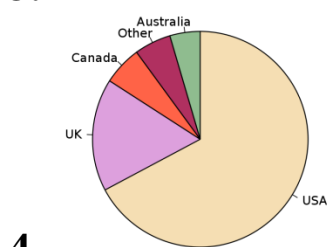
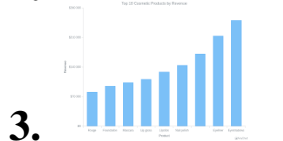
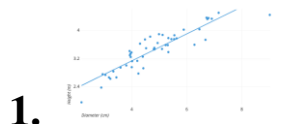
IV. Write true or false:-

1. An interpreter is a language processor
2. Function arguments are the data entered while using a function
3. You cannot use the mouse and keyboard to enter the formula in the cells.
4. Sorting data is arranging the data either in ascending and descending order.
5. We use advanced filter feature in case of adding more than one criterion.
6. Screen 1 is the default mode QBASIC
7. When you start QBASIC, by default, the program uses text mode
8. The pie chart is like line chart type.

V. Guess who I am:-

1. I am the first generation language
2. I am a number system that uses only two digits
3. I am an application software used to create presentations
4. I enable the user to use mnemonics in place of OS and IS

VI. Identify the name of the chart:-



VII. Write the output for each of the following functions:-

1. = power (2.5)
2. = max (-30,45,30-45.4,0)
3. = sum (8,-6,3,20)
4. = average (45,30,50,47,33)
5. = quotient (97 +43,27 +43)

VIII. Which tab is used to do the following:-

1. To perform conditional formatting on data-
2. To sort a given column
3. To create a chart for given data

4. To get the advanced filter option
5. To change a chart type

IX. Write the colour codes with their names in QBASIC:-

1. 2
2. 6
3. 8
4. 9
5. 1

X. Write the syntax of the following command:-

1. Paint
2. Sound
3. Circle
4. Rectangle

XI. Answer the following:-

1. What are control statements?
2. What are pixels?
3. What is conditional formatting?
4. Write any two statistical functions?
5. Do write the types of cell reference?
6. What is software?
7. Describe the types of cell references?
8. What functions are in excel?
9. What is conditional formatting?
10. What are pixels?
11. What are control statements?
12. Write any two conditional statements?
13. Define term chart?
14. Name the types of software?
15. Differentiate between screen 0 mode and screen 2 mode?